

NKS PRESET LIBRARY : KORG M1

For Komplete Kontrol / Maschine



freelancesoundlabs.com

2 December 2022

Intro

Korg M1 NKS Library for the Native Instruments Komplete Kontrol / Maschine software and hardware.

This NKS library pack contains:

- M1 (3465 factory presets)

Presets are fully tagged with detailed tagging information for every file and sound previews have been generated for the browser to hear a sample of the sound as you browse. Artwork and database files are also provided for your user library to add browser images and categories for the plugin.

This NKS library will work with both Korg Legacy and Korg Collection bundles or with individual Korg instruments.

You must have the instrument installed and working to be able to use the NKS preset files.

Compatibility / Requirements

- Supports Komplete Kontrol 2.8+ / Maschine 2.16+
- Supports Maschine Controller (all versions)
- Supports All Komplete Kontrol Keyboards
- **Supports VST3** (separate vst2 library available on request)
- Supports PC / MAC
- [The Korg Instrument in question needs to be installed](#)

This is NKS compatibility files only and requires the VST3 plugin to be installed

Download

A free version is available that contains a handful of presets for you to test with.

The full version is available for purchase with an immediate download.



Installation



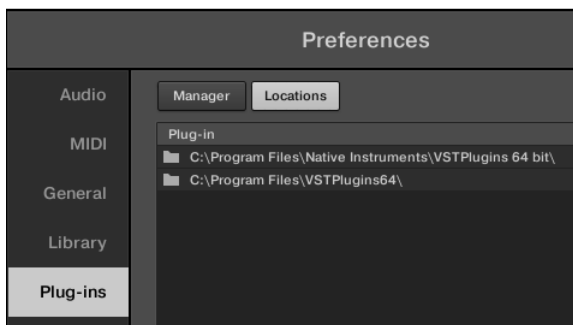
First ensure you have the VST plug-in installed and available to the software.

In Complete Kontrol It should already appear in your File > Plug-ins menu.

In Maschine open the plug-in browser and check the VST is listed:



If the plug-in does not appear in these locations you need to check the VST is available at the location set within Preferences. Perform a rescan if any changes are made.



Once the plug-in is confirmed installed and working with the software, copy the preset and artwork (if included) to the following locations:

Database Files: Contains the browser images and database details for the Komplete browser. Place the "image" and "dist_database" folders in the following location (or copy the sub folders inside these folders if they exist):

Windows: C:\Users\Public\Public Documents\NI Resources

MAC: /Users/Shared/NI Resources

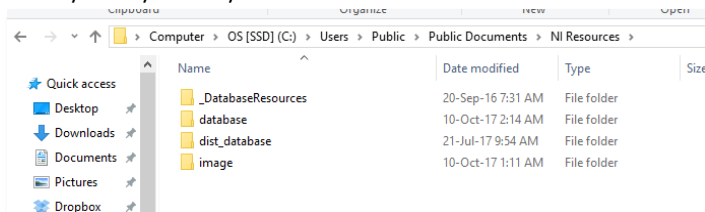
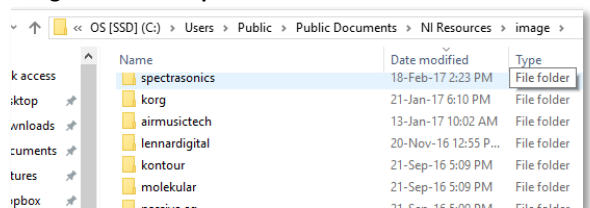
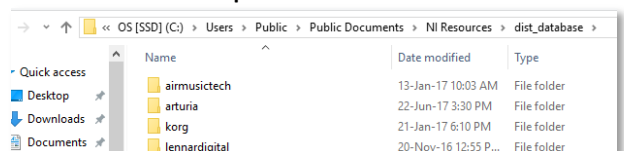


Image Folder Example:



Database Folder Example:



All User library database and image files will be held in these folders with a unique folder for each vendor/plug-in.

NOTE: Be sure to copy the sub folders into the above locations. You want to add the folders with the existing folders. Mac users should be cautious NOT to “Replace” the entire image or database folder with the included ones. You must copy these folders INTO the image and database folders (Merge)

Preset Files: Contains the preset files that need to be added to your user library. Copy this folder to your user library location. By default the user library is located at:

WIN: C:\Users\[USER]\Documents\Native Instruments\User Content

MAC: Users/[USER]/Documents/Native Instruments/User Content

You can confirm this location within the Komplete\Maschine software Preferences > Library > User Library



NOTE: If you already have a previous version of this NKS library you should delete it and replace with the latest version.



After the files have been copied, launch the Komplete Kontrol in STANDALONE mode to do a library update. If the software is not set to auto-scan on start-up, open Preferences > Library then select Rescan



If everything has worked correctly you should now see the plug-in listed in the browser with an assigned category, artwork for the plug-in and the installed presets will be listed in the browser. A new installed library will create a new Bank entry.

Be sure you are looking in the User Library  as User created NKS files do not appear in the factory library.

Problems?

If artwork is not displayed or the categories are not created there may be differences in how your VST plug-in is labelled compared to the database files. For all issues please visit the [Forum Thread](#)

Installation Video PC:


<https://www.youtube.com/watch?v=d1XnEDdMu0s>

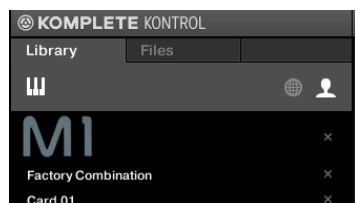
Installation Video Mac:

https://www.youtube.com/watch?v=amzq_T5kc90

The Preset Browser



Presets are accessed by selecting the User library icon at the top of the browser .



Select a library using the bank feature.

You can browse using any tags or reconfigure/rename tags using the tag editor in Komplete/Maschine.


Selecting a preset from the list will open the plugin and automatically load the preset. You can then use the mapped controls to start tweaking the sounds.

VSTs are logically mapped with master controls such as volume, pan and filters on the first pages then envelopes, effects and some sound design controls on further pages.

Controller Mappings

Controls have been mapped as logically as possible and cover most of the available controls. Every control has been hand labelled with easy to read tags. Pages are listed in order of importance.

It is possible to generate a new control map for all presets so if you believe you have a much better template or you would like to have your own custom mappings, just contact me to discuss this.



FAQ?

Keep up to date with the latest NKS Library releases, updates and improvements

[Subscribe to our Monthly newsletter](#)

Can these presets be added to the Factory Library?

Yes they can. There are a couple of files that need to be created which are specific to your install locations. There are instructions on how to do this [Here](#)

Which Native Instruments Keyboard/Maschine hardware does this work with?

The NKS libraries will work with ANY Complete Keyboard or Maschine Hardware

I'm not hearing any sound previews?

Check your preview volume is up in the Factory library and check you have a .preview folder with sound files in it. Some presets may have missing files so please report any issues with presets stating the preset name and the instrument/library.

I've noticed some issues

If you find any issues with incorrectly saved presets, sound preview issues, incorrect tagging etc please let us know the details and we will try and fix this up as quickly as possible.

I'm having some installation\usability issues

If you are having issues with installing and using the preset library, check out the [Forum Thread](#) to ask other users who may have some solutions. Also, check above for installation videos. Feel free to contact us if you still have issues.

Images are not displaying for the libraries!

This is normally down to the installation of the database/image folders not being correct. In some cases the plugin name could be different. If you cannot resolve your issue feel free to contact us (links below).

Can I get other VSTs or preset library's created as NKS?

I can only create presets for instruments I own or have a copy of. I am always on the lookout for new VST instruments at good prices so may do more down the track. If you are able to offer me a legal copy of a VST or can transfer me the library I can have a look if it is possible to make NKS compatible. If you are a plugin developere it may also be possible to add NKS compatibility for official factory inclusion. Feel free to contact me.

Contact \ Links

Website: freelancesoundlabs.com
Email: admin@freelancesoundlabs.com
Old Forum: [\[Release\] 3rd Party NKS Preset Pack for Complete Kontrol](#)
New Forum: [Freelance Soundlabs 3rd Party NKS Libraries for Complete Kontrol / Maschine](#)
Facebook Page: <https://www.facebook.com/freelancesoundlabs/>
Youtube: <https://www.youtube.com/user/jestermgee>

Disclaimer / Legal

All product and company names are trademarks™ or registered® trademarks of their respective holders. We do not imply any affiliation or association with any of the companies and reference is in "fair use" terms. "Komplete Kontrol" and "Maschine" are trademarks or registered trademarks of Native Instruments®. VST is a registered trademark of Steinberg Some trademark references may appear in this document belonging to others with no association with Freelance Soundlabs, including references which may not display the ® symbol. All references to other trademarks belonging to third parties that appear in this document shall be understood to refer to those registered trademark owned by others.

No guarentee is offered that the included library will work in all cases. A test version can be downloaded before purchase as refunds are not offered for incompatibility, change of mind or any other reason. Because of the nature of the product refunds are not possible but assistance is available before purchase to best ensure things wll work for you.

Users are not authorised to share, distribute or host the files in this download with anyone else without the consent of Freelance SoundLabs. A lot of work goes into managing this project, hosting the files and writing documentation and I am also an active forum member helping out users. Income from these libraries helps to develop further libraries and support users. We actively check these libraries are not being distributed and each users download contains a hidden fingerprint which will result in your account being closed if files linked to your account are found available for download elsewhere so please do not distribute with others.

NKS Library: Korg M1
Changelog

v3.0.0 (26 Nov 2022)

- Updated NKS files for VST3 compatibility

v2.6.0 (7 July 2022)

- Unified/Updated tagging over all NKS libraries and set library base version to 2.6.0

2.5.4 (27 Aug 2021)

- Updated library versions for Korg Collection 3 Release

2.5.3 (23 May 2019)

- Updated and improved tagging over all instruments (Thanks Udo)

2.5.2 (19 April 2019)

- Re-rendered sound previews to address glitch issue at end of file and also reduce size of library.
- Cleaned up and improved some tagging across libraries.
- Some library paths have changed to group some plugins by developer in the user folder.

v2.5.0 (11-Mar-19)

- Updated NKS tagging to NKS 1.5

v2.2.0 (30 Mar 2018)

- Added version numbers to NKS properties
- Updated a lot of tagging details over all plugins
- Updated MS-20 controller map to display better on LCD screens of Maschine and KK MK2

v2.1.2 (15 Jan 2018)

- Tested NKS against latest Korg Collection release
- Added new Korg Collection Synth Arp Odyssey NKS presets + sound previews
- Added artwork for Arp Odyssey
- Updated documentation

v2.1.1 (03 Dec 2017)

- Updated tagging to remove duplicate and incorrect tags
- Added splash image for loaded instrument on Maschine MK2/Studio/Komplete MK2
- Removed a random paintshop project file from image folder
- Changed OSD background colour to darker for LegacyCell + Wavestation so text can be read easier on Maschine/Komplete MK3
- Cleaned up some more tagging
- Hand tagged over 1000 presets in all instruments with more details
- Fixed incorrectly tagged "Arp" tags in LegacyCell presets

V2.1 (21 October 2017)

- M1: Fixed some presets in M1 Factory Combination having default control pages
- M1: Fixed Factory Program Card 6 presets tagged as Card 11
- M1: Updated tags to include the card description from M1
- Changes merged into 2.0 branch from 21 Oct 2017. No increment in version number.
- Added "Sound Previews" for all presets in all Korg Legacy instruments

- Monopoly: Removed duplicate presets from 3rd party library's
- Updated plug-in artwork for all plugi-ns
- Updated documentation

V2.0 (10 October 2017)

- Consolidated tagging across all libraries
- Created new Banks for all libraries
- Removed [library] tags
- Updated splash artwork with Maschine/Komplete Kontrol & NKS branding

v1.0 - Initial Version (2 Feb 2017)